



## TERMINATIONS AVAILABLE AS ALTERNATIVE TO THE STANDARD 4BA PIN




**.250" SERIES WELD ON SPADE TERMINAL**



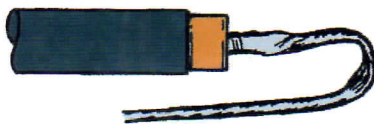
**4BA BRASS PILLAR TERMINAL**



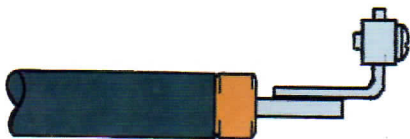
**4BA CLAW WASHERS**



**M5 ADAPTOR**



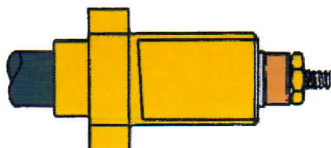
**BRAZED ON TAILWIRE CAN BE FITTED WITH VIDAFLEX SLEEVING OR FISH SPINE CERAMIC BEADS**



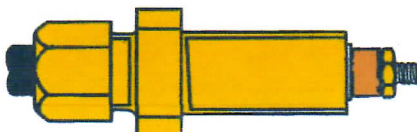
**SADDLE WASHER 90 OR STRAIGHT**

**ABOVE TERMINALS ARE SIMPLY FITTED TO THE STANDARD 4BA PIN EXCEPT SPADE, SADDLE WASHER AND TAILWIRE TERMINALS WHICH ARE FACTORY FITTED**

## MOUNTING METHODS



**1/4" BSP BRASS CRIMP OR BRAZED ON BUSH  
1/2" OR 3/4" THREAD LENGTH**



**1/4" BSP COMPRESSION FITTING  
MATERIAL BRASS OR MILD STEEL  
THREAD LENGTH 1/2" OR 1"**